

ILLINOIS STATE BOARD OF EDUCATION
 School Business and Support Services Division
 100 North First Street
 Springfield, Illinois 62777-0001

FILED

JUL 25 2005

Ray A. Kelly
 DuPage County Clerk

CASH BASIS
 GAAP BASIS

SCHOOL DISTRICT BUDGET FORM *
July 1, 2005 - June 30, 2006

Budget of Glen Ellyn School District No. 41, County of DuPage,
 State of Illinois, for the Fiscal Year beginning July 1, 2005 and ending June 30, 2006

WHEREAS the Board of Education of Glen Ellyn School District No. 41,
 County of DuPage, State of Illinois, caused to be prepared in tentative form a budget, and the Secretary
 of this Board has made the same conveniently available to public inspection for at least thirty days prior to final action thereon;

AND WHEREAS a public hearing was held as to such budget on the 27th day of June, 20 05,
 notice of said hearing was given at least thirty days prior thereto as required by law, and all other legal requirements have been complied
 with;

NOW, THEREFORE, Be it resolved by the Board of Education of said district as follows:

Section 1: That the fiscal year of this School District be and the same hereby is fixed and declared to be
 beginning July 1, 2005 and ending June 30, 2006

Section 2: That the following budget containing an estimate of amounts available in each Fund, separately, and expenditures from
 each be and the same is hereby adopted as the budget of this school district for said fiscal year.

ADOPTION OF BUDGET

The Budget shall be approved and signed below by Members of the School Board. Adopted this 27th
 day of June, 20 05 by a roll call vote of 7 Yeas, and 0 Nays, to wit:

| MEMBERS VOTING YEA | MEMBERS VOTING NAY: |
|--------------------|---------------------|
| <i>[Signature]</i> | |
| <i>[Signature]</i> | |
| <i>[Signature]</i> | |
| <i>[Signature]</i> | |
| <i>[Signature]</i> | |
| <i>[Signature]</i> | |
| <i>[Signature]</i> | |
| | |
| | |
| | |

* Based on the Illinois Program Accounting Manual for Local Education Agencies (LEAs) as required by Section 17-1 of the School Code. A certified copy of this document must be filed with the county clerk within 30 days of adoption as required by Section 18-50 of the Property Tax Code (35 ILCS 200/18-50).



Glen Ellyn School District 41

Kristopher P. Monn, Assistant Superintendent for Finance, Facilities & Operations

C E R T I F I C A T I O N

I DO HEREBY CERTIFY that I am the duly qualified and acting Secretary of the Board of Education of School District 41, DuPage County, Illinois, and as such am the keeper of the records and minutes of said Board.


I DO FURTHER CERTIFY that the attached hereto is a true, correct and complete copy of a resolution adopted by said Board of Education at a meeting duly called and held by said Board on June 27, 2005.

Deborah M. Hoffmann
Secretary, Board of Education
School District 41, DuPage County

Sworn and subscribed on the 27th day of
June, 2005, before me, notary
public, appointed in Cook County
for the State of Illinois.

Maureen S. Stecker
Notary

My commission expires 7-02-06



Glen Ellyn School District 41, 793 N. Main St., Glen Ellyn, IL 60137


Phone 630.790.6400 Fax 630.790.1867 www.d41.org

**CHIEF FISCAL OFFICER'S CERTIFICATE OF ESTIMATED REVENUE
FOR GLEN ELLYN SCHOOL DISTRICT 41
DUPAGE COUNTY, ILLINOIS**

I, Kristopher P. Monn, do hereby certify as follows:

- I am the chief fiscal officer of Glen Ellyn School District 41, DuPage County, Illinois
- I estimate the revenue, by source, of said district for the fiscal year beginning July 1, 2005 and ending June 30, 2006 to be as follows:


| Source | Amount |
|------------------------|---------------------|
| | 05-06 |
| Taxes | \$32,475,826 |
| CPPR Tax | 778,726 |
| Tuition | 225,000 |
| Interest | 497,385 |
| Food Service | 220,000 |
| Fees | 401,845 |
| Rental Income | 4,500 |
| Other Local | 117,400 |
| Unrestricted State Aid | 1,065,000 |
| Restricted State Aid | 1,462,113 |
| Restricted Federal Aid | 393,093 |
| TOTAL | \$37,640,888 |




 Chief Fiscal Officer
 7/25/05

 Date

Sworn and subscribed on the 25th day of July, 2005, before me, notary public, appointed in DuPage County for the State of Illinois



 Notary
 My commission expires 11-01-08



Glen Ellyn

Original Budget Date: _____
 Amended Budget

[See page 23 for footnotes]

| Description | Acct # | (10) Educational | (20) Operations & Maintenance | (30) Bond & Interest | (40) Transportation | (50) Municipal Retirement/ Social Security | (60) Site & Construction/ Capital Improvement | (70) Working Cash | (80) Rent | (90) Fire Prevention & Safety |
|---|--------|---------------------|----------------------------------|-------------------------|------------------------|--|---|----------------------|--------------|----------------------------------|
| 1. ESTIMATED FUND BALANCE July 1, 2005 ¹ | | | | | | | | | | |
| RECEIPTS/REVENUES | | | | | | | | | | |
| 2. LOCAL SOURCES | 1000 | 26,613,809 | 3,160,644 | 2,477,916 | 737,397 | 666,363 | 592,960 | 471,593 | 0 | 0 |
| 3. FLOW-THROUGH RECEIPTS/REVENUES FROM ONE LEA TO ANOTHER LEA | 2000 | 0 | 0 | | 0 | 0 | | | | |
| 4. STATE SOURCES | 3000 | 2,255,674 | 0 | 0 | 256,840 | 14,599 | 0 | 0 | 0 | 0 |
| 5. FEDERAL SOURCES | 4000 | 372,141 | 0 | 0 | 3,785 | 17,167 | 0 | 0 | 0 | 0 |
| 6. Total Direct Receipts/Revenues | | 29,241,624 | 3,160,644 | 2,477,916 | 998,022 | 698,129 | 592,960 | 471,593 | 0 | 0 |
| 7. Receipts/Revenues for "On Behalf of" Payments ² | 3998 | | | | | | | | | |
| 8. Total Receipts/Revenues | | 29,241,624 | 3,160,644 | 2,477,916 | 998,022 | 698,129 | 592,960 | 471,593 | 0 | 0 |
| DISBURSEMENTS/EXPENDITURES | | | | | | | | | | |
| 9. INSTRUCTION | 1000 | 18,163,059 | | | | 313,810 | | | | |
| 10. SUPPORT SERVICES | 2000 | 11,735,418 | 4,326,757 | | 944,125 | 386,430 | 1,223,689 | | | 0 |
| 11. COMMUNITY SERVICES | 3000 | 61,755 | 0 | | 0 | 1,784 | | | | |
| 12. NONPROGRAMMED CHARGES | 4000 | 1,158,768 | 0 | 0 | 0 | 0 | 0 | | | 0 |
| 13. DEBT SERVICES | 5000 | 0 | 0 | 2,395,852 | 0 | 0 | | | 0 | 0 |
| 14. PROVISION FOR CONTINGENCIES | 6000 | 0 | 0 | 0 | 0 | 0 | 0 | | | 0 |
| 15. Total Direct Disbursements/Expenditures | | 31,119,000 | 4,326,757 | 2,395,852 | 944,125 | 702,024 | 1,223,689 | | 0 | 0 |
| 16. Disbursements/Expenditures for "On Behalf of" Payments ² | 4180 | 0 | 0 | 0 | 0 | 0 | 0 | | 0 | 0 |
| 17. Total Disbursements/Expenditures | | 31,119,000 | 4,326,757 | 2,395,852 | 944,125 | 702,024 | 1,223,689 | | 0 | 0 |
| 18. Excess of Direct Receipts/Revenues Over (Under) Direct Disbursements/Expenditures | | (1,877,376) | (1,166,113) | 82,064 | 53,897 | (3,895) | (630,729) | 471,593 | 0 | 0 |
| OTHER FINANCING SOURCES (USES) | | | | | | | | | | |
| OTHER FINANCING SOURCES (7000) | | | | | | | | | | |
| TRANSFER FROM OTHER FUNDS (7100) | | | | | | | | | | |
| 19. Permanent Transfer from Working Cash Fund - Abolishment (Section 20-8) | 7110 | | | | | | | | | |
| 20. Permanent Transfer from Working Cash Fund - Interest (Section 20-5) | 7120 | | | | | | | | | |
| 21. Permanent Transfer (Section 17-2A) | 7130 | | | | | | | | | |

BUDGET SUMMARY

| Description | | Acct # | (10) Educational | (20) Operations & Maintenance | (30) Bond & Interest | (40) Transportation | (50) Municipal Retirement/ Social Security | (60) Site & Construction/ Capital Improvement | (70) Working Cash | (80) Rent | (90) Fire Prevention & Safety |
|---------------------------------------|---|--------|---------------------|----------------------------------|-------------------------|------------------------|--|---|----------------------|--------------|----------------------------------|
| 22. | Permanent Transfer of Interest (Section 10-22.44) | 7140 | | | | | | | | | |
| 23. | Permanent Transfer from Site and Construction/Capital Improvement Fund (Section 10-22.14) | 7150 | | | | | | | | | |
| 24. | Perm. Transfer of Excess Accumulated Fire Prev. & Safety Tax Proceeds & Int. Earnings (Sec. 17-2.11) ³ | 7160 | | | | | | | | | |
| 25. | Perm. Transfer of Excess Accumulated Fire Prev. & Safety Bond Proceeds and Int. Earnings (Sec. 10-22.14) ³ | 7170 | | | | | | | | | |
| 26. | Permanent Transfer from Working Cash Fund - Abatement (Section 20-9) | 7180 | | | | | | | | | |
| SALE OF BONDS (7200) | | 7200 | | | | | | | | | |
| 27. | Principal on Bonds Sold (Amount of Original Issue) ⁴ | 7210 | | | | | | | | | |
| 28. | Premium on Bonds Sold | 7220 | | | | | | | | | |
| 29. | Accrued Interest on Bonds Sold | 7230 | | | | | | | | | |
| 30. | Sale or Compensation for Fixed Assets ⁵ (Section 2-3.12 and 17-2.11) | 7300 | | | | | | | | | |
| 31. | School Technology Revolving Loan Program (STRLP) | 7500 | | | | | | | | | |
| 32. | Other Sources (Describe & Itemize) | 7900 | | | | | | | | | |
| 33. | Total Other Financing Sources (Total Lines 19-32) | | 0 | 0 | 0 | 0 | 0 | 0 | 0 | 0 | 0 |
| OTHER FINANCING USES (8000) | | | | | | | | | | | |
| TRANSFER TO OTHER FUNDS (8100) | | | | | | | | | | | |
| 34. | Perm. Transfer from Working Cash Fund - Abolishment | 8110 | | | | | | 0 | | | |
| 35. | Permanent Transfer of Working Cash Fund - Interest (Section 20-5) | 8120 | | | | | | 0 | | | |
| 36. | Permanent Transfer (Section 17-2A) | 8130 | | | | | | | | | |
| 37. | Permanent Transfer of Interest (Section 10-22.44) ⁶ | 8140 | | | | | | | | | |
| 38. | Permanent Transfer from Site & Construction/Capital Improvement Fund (Section 10-22.14) | 8150 | | | | | 0 | | | | |
| 39. | Perm. Transfer of Excess Accumulated Fire Prev. & Safety Tax Proceeds & Int. Earnings (Sec. 17-2.11) | 8160 | | | | | | | | | 0 |
| 40. | Perm. Transfer of Excess Accumulated Fire Prev. & Safety Bond Proceeds and Int. Earnings (Sec. 10-22.14) | 8170 | | | | | | | | | |
| 41. | Permanent Transfer of Working Cash Fund-Abatement (Sec. 20-9) | 8180 | | | | | | 0 | | | |
| 42. | Other Uses (Describe & Itemize) | 8190 | | | | | | | | | |
| 43. | Total Other Financing Uses (Total Lines 34-42) | | 0 | 0 | 0 | 0 | 0 | 0 | 0 | 0 | 0 |
| 44. | Total Other Financing Sources (Uses) (Line 33 minus 43) | | 0 | 0 | 0 | 0 | 0 | 0 | 0 | 0 | 0 |
| 45. | ESTIMATED FUND BALANCE June 30, 2006 (Total Lines 1, 18 & 44) | | (1,877,376) | (1,166,113) | 82,064 | 53,897 | (3,895) | (630,729) | 471,593 | 0 | 0 |

SUMMARY OF CASH TRANSACTIONS

| Description | | Acct # | (10) Educational | (20) Operations & Maintenance | (30) Bond & Interest | (40) Transportation | (50) Municipal Retirement/ Social Security | (60) Site & Construction/ Capital Improvement | (70) Working Cash | (80) Rent | (90) Fire Prevention & Safety |
|----------------------------|--|--------------|---------------------|----------------------------------|-------------------------|------------------------|--|---|----------------------|--------------|----------------------------------|
| 1. | ESTIMATED BALANCE ON HAND July 1, 2005⁷ (Cash Plus Investments at Cost) | 101-5 180 | 14,931,042 | 2,238,414 | 1,498,399 | 623,743 | 439,821 | 1,101,460 | 1,931,339 | | |
| 2. | Total Direct Receipts & Other Financing Sources⁸ (Total from Budget Summary, Lines 6 & 33) | | 29,241,624 | 3,160,644 | 2,477,916 | 998,022 | 698,129 | 592,960 | 471,593 | 0 | 0 |
| OTHER RECEIPTS | | | | | | | | | | | |
| 3. | Loans from Other Funds | 430 | | | | | | | | | |
| 4. | Loan Repayments from Other Funds | 150 | | | | | | | | | |
| 5. | Corporate Personal Property Tax Replacement Tax Anticipation Notes | 406 | | | | | | | | | |
| 6. | Tax Anticipation Warrants Issued | 407 | | | | | | | | | |
| 7. | Tax Anticipation Notes Issued | 408 | | | | | | | | | |
| 8. | Teachers'/Employees' Orders Issued | 409 | | | | | | | | | |
| 9. | State Aid Anticipation Certificates Issued | 410 | | | | | | | | | |
| 10. | Other (Attach Itemization) | 499 | | | | | | | | | |
| 11. | Total Other Receipts (Total Lines 3-10) | | 0 | 0 | 0 | 0 | 0 | 0 | 0 | 0 | 0 |
| 12. | Total Direct Receipts, Other Financing Sources, & Other Receipts (Total Lines 2 & 11) | | 29,241,624 | 3,160,644 | 2,477,916 | 998,022 | 698,129 | 592,960 | 471,593 | 0 | 0 |
| 13. | Total Amount Available (Total Lines 1 & 12) | | 44,172,666 | 5,399,058 | 3,976,315 | 1,621,765 | 1,137,950 | 1,694,420 | 2,402,932 | 0 | 0 |
| 14. | Total Direct Disbursements & Other Financing Uses⁹ (Total from Budget Summary, Lines 15 & 43) | | 31,119,000 | 4,326,757 | 2,395,852 | 944,125 | 702,024 | 1,223,689 | 0 | 0 | 0 |
| OTHER DISBURSEMENTS | | | | | | | | | | | |
| 15. | Loans to Other Funds ¹⁰ | 150 | | | | | | | | | |
| 16. | Loan Repayments to Other Funds | 430 | | | | | | | | | |
| 17. | Corporate Personal Property Replacement Tax Anticipation Notes Redeemed | 406 | | | | | | | | | |
| 18. | Tax Anticipation Warrants Redeemed | 407 | | | | | | | | | |
| 19. | Tax Anticipation Notes Redeemed | 408 | | | | | | | | | |
| 20. | Teachers'/Employees' Orders Redeemed | 409 | | | | | | | | | |
| 21. | State Aid Anticipation Certificates Redeemed | 410 | | | | | | | | | |
| 22. | Other (Attach Itemization) | 499 | | | | | | | | | |
| 23. | Total Other Disbursements (Total Lines 15-22) | | 0 | 0 | 0 | 0 | 0 | 0 | 0 | 0 | 0 |
| 24. | Total Direct Disbursements, Other Financing Uses, & Other Disbursements (Total Lines 14 & 23) | | 31,119,000 | 4,326,757 | 2,395,852 | 944,125 | 702,024 | 1,223,689 | 0 | 0 | 0 |
| 25. | ESTIMATED BALANCE ON HAND June 30, 2006⁷ (Cash Plus Investments at Cost) (Total Line 13 less line 24) | | 13,053,666 | 1,072,301 | 1,580,463 | 677,640 | 435,926 | 470,731 | 2,402,932 | 0 | 0 |

ESTIMATED RECEIPTS/REVENUES

| Description | Acct # | (10) Educational | (20) Operations & Maintenance | (30) Bond & Interest | (40) Transportation | (50) Municipal Retirement/ Social Security | (60) Site & Construction/ Capital Improvement | (70) Working Cash | (80) Rent | (90) Fire Prevention & Safety |
|---|--------|---------------------|----------------------------------|-------------------------|------------------------|--|---|----------------------|--------------|----------------------------------|
| RECEIPTS/REVENUES FROM LOCAL SOURCES | | 1000 | | | | | | | | |
| AD VALOREM TAXES LEVIED BY LOCAL EDUCATION AGENCY | | | | | | | | | | |
| 1. General Levy ¹¹ | 1110 | 24,318,733 | 3,074,844 | 2,452,316 | 709,797 | 637,552 | 531,310 | 431,443 | | |
| 2. Tort Immunity Levy | 1120 | 107,347 | | | | | | | | |
| 3. Leasing Levy ¹² | 1130 | | | | | | | | | |
| 4. Special Education Levy | 1140 | 212,484 | | | | | | | | |
| 5. Social Security/Medicare-Only Levy | 1150 | | | | | | | | | |
| 6. Area Vocational Construction Levy | 1160 | | | | | | | | | |
| 7. Summer School Levy | 1170 | | | | | | | | | |
| 8. Other Tax Levies (Describe & Itemize) | 1190 | | | | | | | | | |
| 9. Total Ad Valorem Taxes Levied by LEA | | 24,638,564 | 3,074,844 | 2,452,316 | 709,797 | 637,552 | 531,310 | 431,443 | 0 | 0 |
| PAYMENTS IN LIEU OF TAXES | | | | | | | | | | |
| 10. Mobile Home Privilege Tax | 1210 | | | | | | | | | |
| 11. Payments from Local Housing Authority | 1220 | | | | | | | | | |
| 12. Corporate Personal Property Replacement Taxes ¹³ | 1230 | 756,000 | | | | 22,726 | | | | |
| 13. Other Payments in Lieu of Taxes (Describe & Itemize) | 1290 | | | | | | | | | |
| 14. Total Payments in Lieu of Taxes | | 756,000 | 0 | 0 | 0 | 22,726 | 0 | 0 | 0 | 0 |
| TUITION | | | | | | | | | | |
| 15. Regular Tuition from Pupils or Parents | 1311 | | | | | | | | | |
| 16. Regular Tuition from Other LEAs | 1312 | | | | | | | | | |
| 17. Regular Tuition from Other Sources | 1313 | | | | | | | | | |
| 18. Summer School Tuition from Pupils or Parents | 1321 | | | | | | | | | |
| 19. Summer School Tuition from Other LEAs | 1322 | | | | | | | | | |
| 20. Summer School Tuition from Other Sources | 1323 | | | | | | | | | |
| 21. Vocational Tuition from Pupils or Parents | 1331 | | | | | | | | | |
| 22. Vocational Tuition from Other LEAs | 1332 | | | | | | | | | |
| 23. Vocational Tuition from Other Sources | 1333 | | | | | | | | | |
| 24. Special Education Tuition from Pupils or Parents | 1341 | | | | | | | | | |
| 25. Special Education Tuition from Other LEAs | 1342 | 225,000 | | | | | | | | |
| 26. Special Education Tuition from Other Sources | 1343 | | | | | | | | | |
| 27. Adult Tuition from Pupils or Parents | 1351 | | | | | | | | | |
| 28. Adult Tuition from Other LEAs | 1352 | | | | | | | | | |
| 29. Adult Tuition from Other Sources | 1353 | | | | | | | | | |
| 30. Total Tuition | | 225,000 | | | | | | | | |
| TRANSPORTATION FEES | | | | | | | | | | |
| 31. Regular Transportation Fees from Pupils or Parents | 1411 | | | | 15,500 | | | | | |
| 32. Regular Transportation Fees from Other LEAs | 1412 | | | | | | | | | |
| 33. Regular Transportation Fees from Private Sources | 1413 | | | | | | | | | |
| 34. Regular Transportation Fees from Co-curricular Activities | 1415 | | | | | | | | | |
| 35. Summer School Transportation Fees from Pupils or Parents | 1421 | | | | | | | | | |
| 36. Summer School Transportation Fees from Other LEAs | 1422 | | | | | | | | | |
| 37. Summer School Transportation Fees from Other Sources | 1423 | | | | | | | | | |
| 38. Vocational Transportation Fees from Pupils or Parents | 1431 | | | | | | | | | |
| 39. Vocational Transportation Fees from Other LEAs | 1432 | | | | | | | | | |
| 40. Vocational Transportation Fees from Other Sources | 1433 | | | | | | | | | |
| 41. Special Ed. Transportation Fees from Pupils or Parents | 1441 | | | | | | | | | |

ESTIMATED RECEIPTS/REVENUES

| Description | Acct # | (10) Educational | (20) Operations & Maintenance | (30) Bond & Interest | (40) Transportation | (50) Municipal Retirement/ Social Security | (60) Site & Construction/ Capital Improvement | (70) Working Cash | (80) Rent | (90) Fire Prevention & Safety |
|--|--------|---------------------|----------------------------------|-------------------------|------------------------|--|---|----------------------|--------------|----------------------------------|
| 42. Special Ed. Transportation Fees from Other LEAs | 1442 | | | | | | | | | |
| 43. Special Ed. Transportation Fees from Other Sources | 1443 | | | | | | | | | |
| 44. Adult Transportation Fees from Pupils or Parents | 1451 | | | | | | | | | |
| 45. Adult Transportation Fees from Other LEAs | 1452 | | | | | | | | | |
| 46. Adult Transportation Fees from Other Sources | 1453 | | | | | | | | | |
| 47. Total Transportation Fees | | | | | 15,500 | | | | | |
| EARNINGS ON INVESTMENTS | | | | | | | | | | |
| 48. Interest on Investments | 1510 | 356,000 | 45,800 | 25,600 | 12,100 | 6,085 | 11,650 | 40,150 | | |
| 49. Gain or Loss on Sale of Investments | 1520 | | | | | | | | | |
| 50. Total Earnings on Investments | | 356,000 | 45,800 | 25,600 | 12,100 | 6,085 | 11,650 | 40,150 | 0 | 0 |
| FOOD SERVICE | | | | | | | | | | |
| 51. Sales to Pupils - Lunch | 1611 | 220,000 | | | | | | | | |
| 52. Sales to Pupils - Breakfast | 1612 | | | | | | | | | |
| 53. Sales to Pupils - A la Carte | 1613 | | | | | | | | | |
| 54. Sales to Pupils - Other | 1614 | | | | | | | | | |
| 55. Sales to Adults | 1620 | | | | | | | | | |
| 56. Other Food Service | 1690 | 21,400 | | | | | | | | |
| 57. Total Food Service | | 241,400 | | | | | | | | |
| PUPIL ACTIVITIES | | | | | | | | | | |
| 58. Admissions - Athletic | 1711 | | | | | | | | | |
| 59. Admissions - Other | 1719 | | | | | | | | | |
| 60. Fees | 1720 | 386,345 | | | | | | | | |
| 61. Book Store Sales | 1730 | | | | | | | | | |
| 62. Other Pupil Activity Revenue (Describe & Itemize) | 1790 | | | | | | | | | |
| 63. Total Pupil Activities | | 386,345 | 0 | | | | | | | |
| TEXTBOOKS | | | | | | | | | | |
| 64. Rentals - Regular Textbook | 1811 | | | | | | | | | |
| 65. Rentals - Summer School Textbook | 1812 | | | | | | | | | |
| 66. Rentals - Adult/Continuing Education Textbook | 1813 | | | | | | | | | |
| 67. Rentals - Other (Describe & Itemize) | 1819 | | | | | | | | | |
| 68. Sales - Regular Textbook | 1821 | | | | | | | | | |
| 69. Sales - Summer School Textbook | 1822 | | | | | | | | | |
| 70. Sales - Adult/Continuing Education Textbook | 1823 | | | | | | | | | |
| 71. Sales - Other (Describe & Itemize) | 1829 | | | | | | | | | |
| 72. Other (Describe & Itemize) | 1890 | | | | | | | | | |
| 73. Total Textbooks | | 0 | | | | | | | | |
| OTHER REVENUE FROM LOCAL SOURCES | | | | | | | | | | |
| 74. Rentals | 1910 | | 4,500 | | | | | | | |
| 75. Contributions and Donations from Private Sources | 1920 | 7,000 | 35,500 | | | | 50,000 | | | |
| 76. Services Provided Other LEAs | 1940 | | | | | | | | | |
| 77. Refund Prior Years' Expenditures | 1950 | | | | | | | | | |
| 78. Payment from Other LEAs | 1991 | | | | | | | | | |
| 79. Sale of Vocational Projects | 1992 | | | | | | | | | |
| 80. Local Fees | 1993 | | | | | | | | | |
| 81. Other (Describe & Itemize) | 1999 | 3,500 | | | | | | | | |
| 82. Total Other Revenue from Local Sources | | 10,500 | 40,000 | 0 | 0 | 0 | 50,000 | 0 | 0 | 0 |

ESTIMATED RECEIPTS/REVENUES

| Description | Acct # | (10) Educational | (20) Operations & Maintenance | (30) Bond & Interest | (40) Transportation | (50) Municipal Retirement/ Social Security | (60) Site & Construction/ Capital Improvement | (70) Working Cash | (80) Rent | (90) Fire Prevention & Safety |
|--|-------------|---------------------|----------------------------------|-------------------------|------------------------|--|---|----------------------|--------------|----------------------------------|
| 83. Total Receipts/Revenues from Local Sources (Total Lines 9, 14, 30, 47, 50, 57, 63, 73, 82) | | 26,613,809 | 3,160,644 | 2,477,916 | 737,397 | 666,363 | 592,960 | 471,593 | 0 | 0 |
| FLOW-THROUGH RECEIPTS/REVENUES FROM ONE LEA TO ANOTHER LEA | 2000 | | | | | | | | | |
| 84. Flow-Through Revenue from State Sources | 2100 | | | | | | | | | |
| 85. Flow-Through Revenue from Federal Sources | 2200 | | | | | | | | | |
| 86. Other Flow-Through (Describe & Itemize) | 2300 | | | | | | | | | |
| 87. Total Flow-Through Receipts/Revenues From One LEA to Another LEA (Total of Lines 84-86) | | 0 | 0 | | 0 | 0 | | | | |
| RECEIPTS/REVENUES FROM STATE SOURCES | 3000 | | | | | | | | | |
| UNRESTRICTED GRANTS-IN-AID | | | | | | | | | | |
| 88. General State Aid - Sec. 18-8.05 | 3001 | 1,065,000 | | | | | | | | |
| 89. General State Aid - Hold Harmless/Supplemental | 3002 | | | | | | | | | |
| 90. Reorganization Incentives | 3005 | | | | | | | | | |
| 91. Other Unrestricted Grants-In-Aid From State Sources (Describe & Itemize) | 3099 | | | | | | | | | |
| 92. Total Unrestricted Grants-In-Aid | | 1,065,000 | 0 | 0 | 0 | 0 | 0 | 0 | 0 | 0 |
| RESTRICTED GRANTS-IN-AID | | | | | | | | | | |
| SPECIAL EDUCATION | 3100 | | | | | | | | | |
| 93. Special Education - Private Facility Tuition | 3100 | 19,103 | | | | | | | | |
| 94. Special Education - Extraordinary | 3105 | 97,560 | | | | | | | | |
| 95. Special Education - Personnel | 3110 | 410,183 | | | | | | | | |
| 96. Special Education - Orphanage - Individual | 3120 | | | | | | | | | |
| 97. Special Education - Orphanage - Summer | 3130 | | | | | | | | | |
| 98. Special Education - Summer School | 3145 | 900 | | | | | | | | |
| 99. Special Education - Other (Describe & Itemize) | 3199 | | | | | | | | | |
| 100. Total Special Education | | 527,746 | 0 | | 0 | | | | | |
| VOCATIONAL EDUCATION | 3200 | | | | | | | | | |
| 101. Vocational Education - Tech. Prep. | 3200 | | | | | | | | | |
| 102. Vocational Education - Coordination Grants | 3210 | | | | | | | | | |
| 103. Vocational Education - Formula | 3215 | | | | | | | | | |
| 104. Vocational Education - Jobs for Illinois Graduates | 3217 | | | | | | | | | |
| 105. Vocational Education - Secondary Program Improvements | 3220 | | | | | | | | | |
| 106. Vocational Education - WECEP | 3225 | | | | | | | | | |
| 107. Vocational Education - Elem. Career Development Program | 3275 | | | | | | | | | |
| 108. Vocational Education - Other (Describe & Itemize) | 3299 | | | | | | | | | |
| 109. Total Vocational Education | | 0 | 0 | | 0 | 0 | | | | |
| BILINGUAL EDUCATION | 3300 | | | | | | | | | |
| 110. Bilingual Education - Downstate - TPI | 3305 | 74,085 | | | | | | | | |
| 111. Bilingual Education - Downstate - TBE | 3310 | 65,852 | | | | | | | | |
| 112. Total Bilingual Education | | 139,937 | | | | 0 | | | | |
| 113. Gifted Education | 3350 | | | | | | | | | |
| 114. State Free Lunch & Breakfast | 3360 | 2,200 | | | | | | | | |
| 115. School Breakfast Initiative | 3365 | | | | | | | | | |
| 116. Driver Education | 3370 | | | | | | | | | |
| 117. Adult Education from Community College Board | 3410 | | | | | | | | | |
| 118. Adult Education - Other (Describe & Itemize) | 3499 | | | | | | | | | |
| TRANSPORTATION | | | | | | | | | | |

ESTIMATED RECEIPTS/REVENUES

| Description | Acct # | (10) Educational | (20) Operations & Maintenance | (30) Bond & Interest | (40) Transportation | (50) Municipal Retirement/ Social Security | (60) Site & Construction/ Capital Improvement | (70) Working Cash | (80) Rent | (90) Fire Prevention & Safety |
|--|-------------|---------------------|----------------------------------|-------------------------|------------------------|--|---|----------------------|--------------|----------------------------------|
| 119. Transportation - Regular/Vocational | 3500 | | | | 25,000 | | | | | |
| 120. Transportation - Special Education | 3510 | | | | 175,000 | | | | | |
| 121. Transportation - Other (Describe & Itemize) | 3599 | | | | | | | | | |
| 122. Total Transportation | | 0 | 0 | | 200,000 | 0 | | | | |
| 123. Learning Improvement - Change Grants | 3610 | | | | | | | | | |
| 124. Scientific Literacy | 3660 | | | | | | | | | |
| 125. Truant Alternative/Optional Education | 3695 | | | | | | | | | |
| 126. Early Childhood - Block Grant | 3705 | 305,436 | | | 56,840 | 6,163 | | | | |
| 127. Reading Improvement Block Grant | 3715 | 120,853 | | | | 5,738 | | | | |
| 128. Reading Improvement Block Grant - Reading Recovery | 3720 | | | | | | | | | |
| 129. Chicago General Education Block Grant | 3766 | | | | | | | | | |
| 130. Chicago Educational Services Block Grant | 3767 | | | | | | | | | |
| 131. School Safety & Educational Improvement Block Grant | 3775 | 86,002 | | | | 2,698 | | | | |
| 132. Technology - Closing the Gaps | 3792 | | | | | | | | | |
| 133. State Library Grant | 3800 | 2,500 | | | | | | | | |
| 134. Illinois Arts Council Grants | 3801 | | | | | | | | | |
| 135. Illinois Scholars Program | 3803 | | | | | | | | | |
| 136. Illinois Occupational Information Coordinating Committee | 3806 | | | | | | | | | |
| 137. Project Success | 3807 | | | | | | | | | |
| 138. IDOT Safety | 3808 | | | | | | | | | |
| 139. IDOT Alcohol Awareness | 3809 | | | | | | | | | |
| 140. State Charter Schools | 3815 | | | | | | | | | |
| 141. Summer Bridges | 3825 | | | | | | | | | |
| 142. Academic Early Warning List | 3830 | | | | | | | | | |
| 143. Infrastructure Improvements - Planning/Construction | 3920 | | | | | | | | | |
| 144. School Infrastructure - Maintenance Projects | 3925 | | | | | | | | | |
| 145. Other Restricted Revenue from State Sources (Describe & Itemize) | 3999 | 6,000 | | | | | | | | |
| 146. Total Restricted Grants-In-Aid (Total Lines 100,109, 112-118,122-145) | | 1,190,674 | 0 | 0 | 256,840 | 14,599 | 0 | 0 | 0 | 0 |
| 147. Total Receipts/Revenues From State Sources (Total Lines 92 & 146) | | 2,255,674 | 0 | 0 | 256,840 | 14,599 | 0 | 0 | 0 | 0 |
| RECEIPTS/REVENUES FROM FEDERAL SOURCES | 4000 | | | | | | | | | |
| UNRESTRICTED GRANTS-IN-AID RECEIVED DIRECTLY FROM FEDERAL GOVT. | | | | | | | | | | |
| 148. Federal Impact Aid | 4001 | | | | | | | | | |
| 149. Other Unrestricted Grants-In-Aid Received Directly From the Federal Govt. | 4009 | | | | | | | | | |
| 150. Total Unrestricted Grants-In-Aid Received Directly from Federal Govt. | | 0 | 0 | 0 | 0 | 0 | 0 | 0 | 0 | 0 |
| RESTRICTED GRANTS-IN-AID RECEIVED DIRECTLY FROM FEDERAL GOVT. | | | | | | | | | | |
| 151. Emergency School Assistance Act | 4025 | | | | | | | | | |
| 152. ESEA - Title VII - Bilingual | 4030 | | | | | | | | | |
| 153. ESEA - Title VI - Excellence in Education | 4035 | | | | | | | | | |
| 154. Community Action Program - OEO | 4040 | | | | | | | | | |
| 155. Head Start | 4045 | | | | | | | | | |
| 156. Construction (Impact Aid) | 4050 | | | | | | | | | |

ESTIMATED RECEIPTS/REVENUES

| Description | Acct # | (10) Educational | (20) Operations & Maintenance | (30) Bond & Interest | (40) Transportation | (50) Municipal Retirement/ Social Security | (60) Site & Construction/ Capital Improvement | (70) Working Cash | (80) Rent | (90) Fire Prevention & Safety |
|---|-------------|---------------------|----------------------------------|-------------------------|------------------------|--|---|----------------------|--------------|----------------------------------|
| 157. EPA Grant Proceeds (Life Safety Purposes Only) | 4055 | | | | | | | | | |
| 158. MAGNET | 4060 | | | | | | | | | |
| 159. Other Restricted Grants-In-Aid Received Directly from Federal Govt. (Describe & Itemize) | 4099 | | | | | | | | | |
| 160. Total Restricted Grants-In-Aid Received Directly from Federal Govt. | | 0 | 0 | | 0 | 0 | 0 | | | 0 |
| RESTRICTED GRANTS-IN-AID RECEIVED FROM FEDERAL GOVT. THRU THE STATE | | | | | | | | | | |
| TITLE V | 4100 | | | | | | | | | |
| 161. Title V-Innovation and Flexibility Formula | 4100 | 10,385 | | | | | | | | |
| 162. Title V-LEA Projects | 4105 | | | | | | | | | |
| 163. Title V-Rural and Low Income Schools | 4107 | | | | | | | | | |
| 164. Title V-Class Size Reduction | 4110 | | | | | | | | | |
| 165. Title V-State Assessments | 4120 | | | | | | | | | |
| 166. Title V-Other (Describe & Itemize) | 4199 | | | | | | | | | |
| 167. Total Title V | | 10,385 | 0 | | 0 | 0 | | | | |
| FOOD SERVICE | 4200 | | | | | | | | | |
| 168. National School Lunch Program | 4210 | | | | | | | | | |
| 169. Special Milk Program | 4215 | 15,000 | | | | | | | | |
| 170. School Breakfast Program | 4220 | | | | | | | | | |
| 171. Summer Food Service Admin./Program | 4225 | | | | | | | | | |
| 172. Child Care Commodity/SFS 13-Adult Day Care | 4226 | | | | | | | | | |
| 173. Food Service - Other (Describe & Itemize) | 4299 | | | | | | | | | |
| 174. Total Food Service | | 15,000 | | | | | | | | |
| TITLE I | 4300 | | | | | | | | | |
| 175. Title I - Low Income | 4300 | 126,999 | | | | 15,757 | | | | |
| 176. Title I - Low Income - Neglected, Private | 4305 | | | | | | | | | |
| 177. Title I - Capital Expenses | 4325 | | | | | | | | | |
| 178. Title I - School Improvement | 4331 | | | | | | | | | |
| 179. Title I - Comprehensive School Reform | 4332 | | | | | | | | | |
| 180. Title I - Reading First | 4334 | | | | | | | | | |
| 181. Title I - Even Start | 4335 | | | | | | | | | |
| 182. Title I - Migrant Education | 4340 | | | | | | | | | |
| 183. Title I - Other (Describe & Itemize) | 4399 | | | | | | | | | |
| 184. Total Title I | | 126,999 | 0 | | 0 | 15,757 | | | | |
| TITLE IV | 4400 | | | | | | | | | |
| 185. Title IV - Safe & Drug Free Schools - Formula | 4400 | 8,118 | | | 3,785 | | | | | |
| 186. Title IV - Safe & Drug Free Schools - Violence Prevention | 4406 | | | | | | | | | |
| 187. Title IV - Community Service | 4420 | | | | | | | | | |
| 188. Title IV - 21st Century | 4421 | | | | | | | | | |
| 189. Title IV - Other (Describe Itemize) | 4499 | | | | | | | | | |
| 190. Total Title IV | | 8,118 | 0 | | 3,785 | 0 | | | | |
| FEDERAL - SPECIAL EDUCATION | 4600 | | | | | | | | | |
| 191. Fed - Spec Education - Preschool Flow - Through | 4600 | | | | | | | | | |
| 192. Fed - Spec Education - Preschool Discretionary | 4605 | | | | | | | | | |
| 193. Fed - Spec Education - IDEA - Flow Through/Low Incidence | 4620 | | | | | | | | | |
| 194. Fed - Spec Education - IDEA - Room & Board | 4625 | | | | | | | | | |
| 195. Fed - Spec Education - IDEA - Discretionary | 4630 | | | | | | | | | |

ESTIMATED RECEIPTS/REVENUES

| Description | Acct # | (10) Educational | (20) Operations & Maintenance | (30) Bond & Interest | (40) Transportation | (50) Municipal Retirement/ Social Security | (60) Site & Construction/ Capital Improvement | (70) Working Cash | (80) Rent | (90) Fire Prevention & Safety |
|--|-------------|---------------------|----------------------------------|-------------------------|------------------------|--|---|----------------------|--------------|----------------------------------|
| 196. Fed - Spec Education - IDEA - Other (Describe & Itemize) | 4699 | | | | | | | | | |
| 197. Total Federal Special Education | | 0 | 0 | | 0 | 0 | | | | |
| VE - PERKINS | 4700 | | | | | | | | | |
| 198. VE - Perkins - Title IIA State Leadership | 4720 | | | | | | | | | |
| 199. VE - Perkins - Title IIC Secondary | 4745 | | | | | | | | | |
| 200. VE - Perkins - Title IIC Postsecondary/Adult | 4750 | | | | | | | | | |
| 201. VE-Perkins-Title IIIE Tech. Prep. | 4770 | | | | | | | | | |
| 202. VE-Education to Careers-Implementation (DOL) | 4777 | | | | | | | | | |
| 203. VE-Other (Describe & Itemize) | 4799 | | | | | | | | | |
| 204. Total Vocational Education | | 0 | 0 | | | 0 | | | | |
| 205. Federal - Adult Education | 4810 | | | | | | | | | |
| 206. Emergency Immigrant Assistance | 4905 | 11,899 | | | | 145 | | | | |
| 207. Title III-English Language Acquisition | 4909 | 25,656 | | | | | | | | |
| 208. Learn & Serve America | 4910 | | | | | | | | | |
| 209. McKinney Education for Homeless Children | 4920 | | | | | | | | | |
| 210. Title II - Eisenhower - Professional Development Formula | 4930 | | | | | | | | | |
| 211. Title II-Teacher Quality | 4932 | 99,084 | | | | 965 | | | | |
| 212. Goals 2000 | 4945 | | | | | | | | | |
| 213. Goals 2000 - Leadership | 4946 | | | | | | | | | |
| 214. Department of Rehabilitation Services | 4950 | | | | | | | | | |
| 215. Federal Charter Schools | 4960 | | | | | | | | | |
| 216. School Renovation | 4980 | | | | | | | | | |
| 217. IDEA Part B-Supplemental Activities | 4981 | | | | | | | | | |
| 218. School Renovation-Technology | 4982 | | | | | | | | | |
| 219. Federal Emergency Management Aid (FEMA/IEMA) | 4990 | | | | | | | | | |
| 220. Medicaid Matching Funds - Administrative Outreach | 4991 | 75,000 | | | | 300 | | | | |
| 221. Medicaid Matching Funds - Fee-For-Service Program | 4992 | | | | | | | | | |
| 222. Other Restricted Revenue From Federal Sources (Describe & Itemize) | 4999 | | | | | | | | | |
| 223. Total Restricted Grants-In-Aid Received from Federal Government Thru the State (Total of Lines 167, 174,184, 190, 197, 204-222) | | 372,141 | 0 | | 3,785 | 17,167 | 0 | | | 0 |
| 224. TOTAL RECEIPTS/REVENUES FROM FEDERAL SOURCES (Total of Lines 150, 160, 223) | | 372,141 | 0 | 0 | 3,785 | 17,167 | 0 | 0 | 0 | 0 |
| 225. TOTAL DIRECT RECEIPTS/REVENUES (Total of Lines 83, 87, 147, 224) | | 29,241,624 | 3,160,644 | 2,477,916 | 998,022 | 698,129 | 592,960 | 471,593 | 0 | 0 |

| Description | Funct # | (10) Salaries | (20) Employee Benefits | (30) Purchased Services | (40) Supplies & Materials | (50) Capital Outlay | (60) Other Objects | (70) Transfers | (80) Tuition | (90) Total |
|---|---------|-------------------|---------------------------|----------------------------|------------------------------|------------------------|-----------------------|-------------------|-----------------|-------------------|
| 10 - EDUCATIONAL FUND (ED) | | | | | | | | | | |
| INSTRUCTION (ED) | | | | | | | | | | |
| 1. Regular Programs | 1100 | 11,614,384 | 1,260,476 | 41,700 | 798,265 | 9,698 | 2,700 | | | 13,727,223 |
| 2. Special Education Programs (Function 1200-1220) | 1200 | 2,122,782 | 375,646 | 17,633 | 28,210 | 700 | | | 140,000 | 2,684,971 |
| 3. Educationally Deprived/Remedial Programs | 1250 | 249,050 | 65,098 | 10,975 | 7,790 | | | | | 332,913 |
| 4. Adult/Continuing Education Programs | 1300 | | | | | | | | | 0 |
| 5. Vocational Programs | 1400 | | | | | | | | | 0 |
| 6. Interscholastic Programs | 1500 | 38,415 | 430 | 4,735 | 17,089 | | 2,885 | | | 63,554 |
| 7. Summer School Programs | 1600 | 5,000 | 620 | | | | | | | 5,620 |
| 8. Gifted Programs | 1650 | 376,152 | 34,175 | 6,600 | 9,100 | | | | | 426,027 |
| 9. Bilingual Programs | 1800 | 738,694 | 105,873 | 15,214 | 62,970 | | | | | 922,751 |
| 10. Truant Alternative & Optional Programs | 1900 | | | | | | | | | 0 |
| 11. Total Instruction¹⁴ | | 15,144,477 | 1,842,318 | 96,857 | 923,424 | 10,398 | 5,585 | | 140,000 | 18,163,059 |
| SUPPORT SERVICES (ED) | | | | | | | | | | |
| Support Services - Pupil | | | | | | | | | | |
| 12. Attendance & Social Work Services | 2110 | 299,960 | 51,007 | 3,200 | 2,386 | | | | | 356,553 |
| 13. Guidance Services | 2120 | 197,797 | 20,271 | | 500 | | | | | 218,568 |
| 14. Health Services | 2130 | 247,432 | 53,055 | 1,400 | 3,565 | 1,350 | | | | 306,802 |
| 15. Psychological Services | 2140 | 192,901 | 17,088 | 10,805 | 3,023 | | | | | 223,817 |
| 16. Speech Pathology & Audiology Services | 2150 | 228,543 | 17,565 | 450 | 3,185 | | | | | 249,743 |
| 17. Other Support Services - Pupils (Describe & Itemize) | 2190 | | | | | | | | | 0 |
| 18. Total Support Services - Pupil | | 1,166,633 | 158,986 | 15,855 | 12,659 | 1,350 | 0 | | | 1,355,483 |
| Support Services - Instructional Staff | | | | | | | | | | |
| 19. Improvement of Instruction Services | 2210 | 654,103 | 85,970 | 83,963 | 30,500 | | 4,000 | | | 858,536 |
| 20. Educational Media Services | 2220 | 582,759 | 106,959 | 47,765 | 92,216 | 6,021 | | | | 835,720 |
| 21. Assessment & Testing | 2230 | | | 11,000 | 10,000 | | | | | 21,000 |
| 22. Total Support Services - Instructional Staff | | 1,236,862 | 192,929 | 142,728 | 132,716 | 6,021 | 4,000 | | | 1,715,256 |
| Support Services - General Administration | | | | | | | | | | |
| 23. Board of Education Services | 2310 | 5,000 | 119,920 | 432,098 | 18,000 | 10,500 | 15,000 | | | 600,518 |
| 24. Executive Administration Services | 2320 | 404,797 | 112,863 | 43,000 | 19,060 | 3,580 | 6,000 | | | 589,300 |
| 25. Special Area Administration Services | 2330 | 145,712 | 34,842 | 13,500 | 7,000 | 1,278 | 700 | | | 203,032 |
| 26. Total Support Services - General Administration | | 555,509 | 267,625 | 488,598 | 44,060 | 15,358 | 21,700 | | | 1,392,850 |
| Support Services - School Administration | | | | | | | | | | |
| 27. Office of the Principal Services | 2410 | 1,335,249 | 358,727 | 4,900 | 1,200 | | 5,500 | | | 1,705,576 |
| 28. Other Support Services - School Administration (Describe & Itemize) | 2490 | | | | | | | | | 0 |
| 29. Total Support Services - School Administration | | 1,335,249 | 358,727 | 4,900 | 1,200 | 0 | 5,500 | | | 1,705,576 |
| Support Services - Business | | | | | | | | | | |
| 30. Direction of Business Support Services | 2510 | | | | | | | | | 0 |
| 31. Fiscal Services | 2520 | 251,657 | 28,248 | 63,419 | 21,526 | 8,000 | 730,190 | | | 1,103,040 |
| 32. Operation & Maintenance of Plant Services | 2540 | 1,073,534 | 237,762 | 34,000 | 556,000 | | | | | 1,901,296 |
| 33. Pupil Transportation Services | 2550 | | | | | | | | | 0 |
| 34. Food Services | 2560 | 118,241 | 517 | 133,000 | 155,000 | 5,000 | 500 | | | 412,258 |
| 35. Internal Services | 2570 | | | 203,880 | 11,500 | | | | | 215,380 |
| 36. Total Support Services - Business | | 1,443,432 | 266,527 | 434,299 | 744,026 | 13,000 | 730,690 | | | 3,631,974 |
| Support Services - Central | | | | | | | | | | |
| 37. Direction of Central Support Services | 2610 | | | | | | | | | 0 |
| 38. Planning, Research, Development & Evaluation Services | 2620 | 190,700 | 43,230 | 78,325 | 49,555 | | 1,000 | | | 362,810 |
| 39. Information Services | 2630 | 87,300 | 11,618 | 57,260 | 400 | | 400 | | | 156,978 |
| 40. Staff Services | 2640 | 217,419 | 32,583 | 56,078 | 27,850 | | 5,500 | | | 339,430 |
| 41. Data Processing Services | 2660 | 341,400 | 34,961 | 91,000 | 316,200 | 291,000 | 500 | | | 1,075,061 |
| 42. Total Support Services - Central | | 836,819 | 122,392 | 282,663 | 394,005 | 291,000 | 7,400 | | | 1,934,279 |
| 43. Other Support Services (Describe & Itemize) | 2900 | | | | | | | | | 0 |

| Description | Funct # | (10) Salaries | (20) Employee Benefits | (30) Purchased Services | (40) Supplies & Materials | (50) Capital Outlay | (60) Other Objects | (70) Transfers | (80) Tuition | (90) Total |
|---|---------|------------------|---------------------------|----------------------------|------------------------------|------------------------|-----------------------|-------------------|-----------------|---------------|
| 44. Total Support Services (Total Lines 18, 22, 26, 29, 36, 42, & 43) | | 6,574,504 | 1,367,186 | 1,369,043 | 1,328,666 | 326,729 | 769,290 | | | 11,735,418 |
| 45. COMMUNITY SERVICES (ED) | 3000 | 55,454 | 5,501 | | 800 | | | | | 61,755 |
| NONPROGRAMMED CHARGES (ED) | 4000 | | | | | | | | | |
| Payments to Other Govt. Units (In-State) | 4100 | | | | | | | | | |
| 46. Payments for Regular Programs | 4110 | | | | | | | | | 0 |
| 47. Payments for Special Education Programs | 4120 | | | | | | | | 1,092,000 | 1,092,000 |
| 48. Payments for Adult/Continuing Education Programs | 4130 | | | | | | | | | 0 |
| 49. Payments for Vocational Education Programs | 4140 | | | | | | | | | 0 |
| 50. Payments for Community College Program | 4170 | | | | | | | | | 0 |
| 51. Other Payments to In-State Govt. Units (Describe & Itemize) | 4190 | | | 25,000 | | | 41,768 | | | 66,768 |
| 52. Total Payments to Other Govt. Units (In-State) | | | | 25,000 | | | 41,768 | 0 | 1,092,000 | 1,158,768 |
| 53. PAYMENTS TO OTHER GOVT. UNITS (OUT-OF-STATE) | 4200 | | | | | | | | | 0 |
| 54. Total Nonprogrammed Charges (Total Lines 52 & 53) | | | | 25,000 | | | 41,768 | 0 | 1,092,000 | 1,158,768 |
| DEBT SERVICES (ED) | 5000 | | | | | | | | | |
| Debt Services - Interest | 5100 | | | | | | | | | |
| 55. Tax Anticipation Warrants | 5110 | | | | | | | | | 0 |
| 56. Tax Anticipation Notes | 5120 | | | | | | | | | 0 |
| 57. Teachers'/Employees' Orders | 5130 | | | | | | | | | 0 |
| 58. Corporate Personal Prop. Repl. Tax Anticipation Notes | 5150 | | | | | | | | | 0 |
| 59. State Aid Anticipation Certificates | 5160 | | | | | | | | | 0 |
| 60. Other (Describe & Itemize) | 5190 | | | | | | | | | 0 |
| 61. Total Debt Service - Interest | | | | | | | 0 | | | 0 |
| 62. Debt Services - Lease/Purchase Principal Retired¹⁵ | 5300 | | | | | | | | | 0 |
| 63. Total Debt Services (Total Lines 61 & 62) | | | | | | | 0 | | | 0 |
| 64. PROVISION FOR CONTINGENCIES (ED) | 6000 | | | | | | | | | 0 |
| 65. Total Direct Disbursements/Expenditures (Total Lines 11, 44, 45, 54, 63 & 64) | | 21,774,435 | 3,215,005 | 1,490,900 | 2,252,890 | 337,127 | 816,643 | 0 | 1,232,000 | 31,119,000 |
| 66. Excess (Deficiency) of Receipts/Revenues Over Disbursements/Expenditures | | | | | | | | | | (1,877,376) |
| 20 - OPERATIONS AND MAINTENANCE FUND (O&M) | | | | | | | | | | |
| SUPPORT SERVICES (O&M) | 2000 | | | | | | | | | |
| Support Services - Pupil | 2100 | | | | | | | | | |
| 67. Other Support Services - Pupils (Describe & Itemize) | 2190 | | | | | | | | | 0 |
| Support Services - Business | 2500 | | | | | | | | | |
| 68. Direction of Business Support Services | 2510 | | | | | | | | | 0 |
| 69. Facilities Acquisition & Construction Services | 2530 | | | 660,000 | | 1,805,000 | 2,000 | | | 2,467,000 |
| 70. Operation & Maintenance of Plant Services | 2540 | | | 577,167 | 265,955 | 1,003,415 | | | | 1,846,537 |
| 71. Pupil Transportation Services | 2550 | | | | | | | | | 0 |
| 72. Food Services | 2560 | | | | | 13,220 | | | | 13,220 |
| 73. Total Support Services - Business | | 0 | 0 | 1,237,167 | 265,955 | 2,821,635 | 2,000 | | | 4,326,757 |
| 74. Other Support Services (Describe & Itemize) | 2900 | | | | | | | | | 0 |
| 75. Total Support Services (Total Lines 67, 73, & 74) | | 0 | 0 | 1,237,167 | 265,955 | 2,821,635 | 2,000 | | | 4,326,757 |
| 76. COMMUNITY SERVICES (O&M) | 3000 | | | | | | | | | 0 |
| NONPROGRAMMED CHARGES (O&M) | 4000 | | | | | | | | | |
| Payments to Other Govt. Units (In-State) | 4100 | | | | | | | | | |
| 77. Payments for Special Education Programs | 4120 | | | | | | | | | 0 |
| 78. Payments for Vocational Education Program | 4140 | | | | | | | | | 0 |
| 79. Other Payments to In-State Govt. Units (Describe & Itemize) | 4190 | | | | | | | | | 0 |
| 80. Total Payments to Other Govt. Units (In-State) | | | | 0 | | | 0 | 0 | | 0 |
| 81. Payments to Other Govt. Units (Out of State) | 4200 | | | | | | | | | 0 |
| 82. Total Nonprogrammed Charges (Total Lines 80 & 81) | | | | 0 | | | 0 | 0 | | 0 |
| DEBT SERVICES (O&M) | 5000 | | | | | | | | | |

ESTIMATED DISBURSEMENTS/EXPENDITURES

| Description | Funct # | (10) Salaries | (20) Employee Benefits | (30) Purchased Services | (40) Supplies & Materials | (50) Capital Outlay | (60) Other Objects | (70) Transfers | (80) Tuition | (90) Total |
|--|-------------|---------------|------------------------|-------------------------|---------------------------|---------------------|--------------------|----------------|--------------|-------------|
| Debt Services - Interest | 5100 | | | | | | | | | |
| 83. Tax Anticipation Warrants | 5110 | | | | | | | | | 0 |
| 84. Tax Anticipation Notes | 5120 | | | | | | | | | 0 |
| 85. Corporate Personal Prop. Replacement Tax Anticip. Notes | 5150 | | | | | | | | | 0 |
| 86. State Aid Anticipation Certificates | 5160 | | | | | | | | | 0 |
| 87. Other (Describe & Itemize) | 5190 | | | | | | | | | 0 |
| 88. Total Debt Services - Interest | | | | | | | 0 | | | 0 |
| 89. Debt Services-Lease/Purchase Principal Retired ¹⁵ | 5300 | | | | | | | | | 0 |
| 90. Total Debt Services | | | | | | | 0 | | | 0 |
| 91. PROVISION FOR CONTINGENCIES (O&M) | 6000 | | | | | | | | | 0 |
| 92. Total Direct Disbursements/Expenditures (Total Lines 75, 76, 82, 90, 91) | | 0 | 0 | 1,237,167 | 265,955 | 2,821,635 | 2,000 | 0 | | 4,326,757 |
| 93. Excess (Deficiency) of Receipts/Revenues Over Disbursements/Expenditures | | | | | | | | | | (1,166,113) |
| 30 - BOND & INTEREST FUND (B&I) | | | | | | | | | | |
| NONPROGRAMMED CHARGES (B&I) | 4000 | | | | | | | | | |
| 94. Payments to Other Govt. Units (In-State) | 4100 | | | | | | | | | 0 |
| 95. Total Nonprogrammed Charges | | | | | | | | 0 | | 0 |
| DEBT SERVICES (B&I) | 5000 | | | | | | | | | |
| Debt Services - Interest | 5100 | | | | | | | | | |
| 96. Tax Anticipation Warrants | 5110 | | | | | | | | | 0 |
| 97. Tax Anticipation Notes | 5120 | | | | | | | | | 0 |
| 98. Bonds | 5140 | | | | | | 1,049,655 | | | 1,049,655 |
| 99. Corporate Personal Prop. Repl. Tax Anticipation Notes | 5150 | | | | | | | | | 0 |
| 100. State Aid Anticipation Certificates | 5160 | | | | | | | | | 0 |
| 101. Other - (Attach Itemization) | 5190 | | | | | | | | | 0 |
| 102. Total Debt Service - Interest | | | | | | | 1,049,655 | | | 1,049,655 |
| 103. Debt Services - Bond Principal Retired | 5200 | | | | | | 1,346,197 | | | 1,346,197 |
| 104. Debt Services - Other (Describe & Itemize) | 5900 | | | | | | | | | 0 |
| 105. Total Debt Services (Total of Lines 102, 103 & 104) | | | | 0 | | | 2,395,852 | 0 | | 2,395,852 |
| 106. PROVISION FOR CONTINGENCIES (B&I) | 6000 | | | | | | | | | 0 |
| 107. Total Direct Disbursements/Expenditures (Total of Lines 95, 105 & 106) | | | | 0 | | | 2,395,852 | 0 | | 2,395,852 |
| 108. Excess (Deficiency) of Receipts/Revenues Over Disbursements/Expenditures | | | | | | | | | | 82,064 |
| 40 - TRANSPORTATION FUND (TR) | | | | | | | | | | |
| SUPPORT SERVICES (TR) | 2000 | | | | | | | | | |
| Support Services - Pupil | 2100 | | | | | | | | | |
| 109. Other Support Services - Pupils (Describe & Itemize) | 2190 | | | | | | | | | 0 |
| Support Services - Business | 2500 | | | | | | | | | |
| 110. Pupil Transportation Services | 2550 | 6,344 | 104 | 928,206 | | | 9,471 | | | 944,125 |
| 111. Other Support Services (Describe & Itemize) | 2900 | | | | | | | | | 0 |
| 112. Total Support Services (Total Lines 109, 110, 111) | | 6,344 | 104 | 928,206 | 0 | 0 | 9,471 | | | 944,125 |
| 113. COMMUNITY SERVICES (TR) | 3000 | | | | | | | | | 0 |
| NONPROGRAMMED CHARGES (TR) | 4000 | | | | | | | | | |
| Payments to Other Govt. Units (In-State) | 4100 | | | | | | | | | |
| 114. Payments for Regular Program | 4110 | | | | | | | | | 0 |
| 115. Payments for Special Education Programs | 4120 | | | | | | | | | 0 |
| 116. Payments for Adult/Continuing Education Programs | 4130 | | | | | | | | | 0 |
| 117. Payments for Vocational Education Programs | 4140 | | | | | | | | | 0 |
| 118. Payments for Community College Programs | 4170 | | | | | | | | | 0 |
| 119. Other Payments to In-State Govt. Units (Describe & Itemize) | 4190 | | | | | | | | | 0 |
| 120. Total Payments to Other Govt. Units (In-State) | | | | 0 | | | 0 | 0 | | 0 |

| Description | Funct # | (10) Salaries | (20) Employee Benefits | (30) Purchased Services | (40) Supplies & Materials | (50) Capital Outlay | (60) Other Objects | (70) Transfers | (80) Tuition | (90) Total |
|--|-------------|------------------|------------------------------|-------------------------------|---------------------------------|------------------------|-----------------------|-------------------|-----------------|---------------|
| 121. Payments to Other Govt. Units (Out-of-State) (Describe & Itemize) | 4200 | | | | | | | | | 0 |
| 122. Total Nonprogrammed Charges (Total Lines 120 & 121) | | | | 0 | | | 0 | 0 | | 0 |
| DEBT SERVICES (TR) | 5000 | | | | | | | | | |
| Debt Service - Interest | 5100 | | | | | | | | | |
| 123. Tax Anticipation Warrants | 5110 | | | | | | | | | 0 |
| 124. Tax Anticipation Notes | 5120 | | | | | | | | | 0 |
| 125. Corporate Personal Prop. Repl. Tax Anticipation Notes | 5150 | | | | | | | | | 0 |
| 126. State Aid Anticipation Certificates | 5160 | | | | | | | | | 0 |
| 127. Other (Describe and Itemization) | 5190 | | | | | | | | | 0 |
| 128. Total Debt Service - Interest | | | | | | | 0 | | | 0 |
| 129. Debt Services-Lease/Purchase Principal Retired ¹⁵ | 5300 | | | | | | | | | 0 |
| 130. Total Debt Service | | | | | | | 0 | | | 0 |
| 131. PROVISION FOR CONTINGENCIES (TR) | 6000 | | | | | | | | | 0 |
| 132. Total Direct Disbursements/Expenditures (Total Lines 112, 113, 122, 130 & 131) | | 6,344 | 104 | 928,206 | 0 | 0 | 9,471 | 0 | | 944,125 |
| 133. Excess (Deficiency) of Receipts/Revenues Over Disbursements/Expenditures | | | | | | | | | | 53,897 |
| 50 - MUNICIPAL RETIREMENT/SOCIAL SECURITY FUND (MR/SS) | | | | | | | | | | |
| INSTRUCTION (MR/SS) | 1000 | | | | | | | | | |
| 134. Regular Program | 1100 | | 163,362 | | | | | | | 163,362 |
| 135. Special Education Programs (Functions 1200-1220) | 1200 | | 89,992 | | | | | | | 89,992 |
| 136. Educationally Deprived/Remedial Programs | 1250 | | 30,190 | | | | | | | 30,190 |
| 137. Adult/Continuing Education Programs | 1300 | | | | | | | | | 0 |
| 138. Vocational Programs | 1400 | | | | | | | | | 0 |
| 139. Interscholastic Programs | 1500 | | 557 | | | | | | | 557 |
| 140. Summer School Programs | 1600 | | 73 | | | | | | | 73 |
| 141. Gifted Programs | 1650 | | 5,454 | | | | | | | 5,454 |
| 142. Bilingual Programs | 1800 | | 24,182 | | | | | | | 24,182 |
| 143. Truant Alternative & Optional Programs | 1900 | | | | | | | | | 0 |
| 144. Total Instruction | | | 313,810 | | | | | | | 313,810 |
| SUPPORT SERVICES (MR/SS) | 2000 | | | | | | | | | |
| Support Services - Pupil | 2100 | | | | | | | | | |
| 145. Attendance & Social Work Services | 2110 | | 3,082 | | | | | | | 3,082 |
| 146. Guidance Services | 2120 | | 2,868 | | | | | | | 2,868 |
| 147. Health Services | 2130 | | 13,473 | | | | | | | 13,473 |
| 148. Psychological Services | 2140 | | 3,116 | | | | | | | 3,116 |
| 149. Speech Pathology & Audiology Services | 2150 | | 2,143 | | | | | | | 2,143 |
| 150. Other Support Services - Pupils (Describe & Itemize) | 2190 | | | | | | | | | 0 |
| 151. Total Support Services - Pupil | | | 24,682 | | | | | | | 24,682 |
| Support Services - Instructional Staff | 2200 | | | | | | | | | |
| 152. Improvement of Instruction Services | 2210 | | 19,392 | | | | | | | 19,392 |
| 153. Educational Media Services | 2220 | | 26,889 | | | | | | | 26,889 |
| 154. Assessment & Testing | 2230 | | | | | | | | | 0 |
| 155. Total Support Services - Instructional Staff | | | 46,281 | | | | | | | 46,281 |
| Support Services - General Administration | 2300 | | | | | | | | | |
| 156. Board of Education Services | 2310 | | 73 | | | | | | | 73 |
| 157. Executive Administration Services | 2320 | | 23,652 | | | | | | | 23,652 |
| 158. Special Area Administrative Services | 2330 | | 7,970 | | | | | | | 7,970 |
| 159. Total Support Services - General Administration | | | 31,695 | | | | | | | 31,695 |
| Support Services - School Administration | 2400 | | | | | | | | | |
| 160. Office of the Principal Services | 2410 | | 42,444 | | | | | | | 42,444 |
| 161. Other Support Services - School Administration (Describe & Itemize) | 2490 | | | | | | | | | 0 |
| 162. Total Support Services - School Administration | | | 42,444 | | | | | | | 42,444 |

| Description | Funct # | (10) Salaries | (20) Employee Benefits | (30) Purchased Services | (40) Supplies & Materials | (50) Capital Outlay | (60) Other Objects | (70) Transfers | (80) Tuition | (90) Total |
|--|-------------|------------------|------------------------------|-------------------------------|---------------------------------|------------------------|-----------------------|-------------------|-----------------|------------------|
| Support Services - Business | 2500 | | | | | | | | | |
| 163. Direction of Business Support Services | 2510 | | | | | | | | | 0 |
| 164. Fiscal Services | 2520 | | 31,936 | | | | | | | 31,936 |
| 165. Facilities Acquisition & Construction Services | 2530 | | | | | | | | | 0 |
| 166. Operation & Maintenance of Plant Service | 2540 | | 134,630 | | | | | | | 134,630 |
| 167. Pupil Transportation Services | 2550 | | 52 | | | | | | | 52 |
| 168. Food Services | 2560 | | 6,735 | | | | | | | 6,735 |
| 169. Internal Services | 2570 | | | | | | | | | 0 |
| 170. Total Support Services - Business | | | 173,353 | | | | | | | 173,353 |
| Support Services - Central | 2600 | | | | | | | | | |
| 171. Direction of Central Support Services | 2610 | | | | | | | | | 0 |
| 172. Planning, Research, Development & Evaluation Services | 2620 | | 2,765 | | | | | | | 2,765 |
| 173. Information Services | 2630 | | 11,078 | | | | | | | 11,078 |
| 174. Staff Services | 2640 | | 11,415 | | | | | | | 11,415 |
| 175. Data Processing Services | 2660 | | 42,717 | | | | | | | 42,717 |
| 176. Total Support Services - Central | | | 67,975 | | | | | | | 67,975 |
| 177. Other Support Services (Describe & Itemize) | 2900 | | | | | | | | | 0 |
| 178. Total Support Services (Total Lines 151, 155, 159, 162, 170, 176 & 177) | | | 386,430 | | | | | | | 386,430 |
| 179. COMMUNITY SERVICES (MR/SS) | 3000 | | 1,784 | | | | | | | 1,784 |
| NONPROGRAMMED CHARGED (MR/SS) | 4000 | | | | | | | | | |
| 180. Payments for Special Education Programs | 4120 | | | | | | | | | 0 |
| 181. Payments for Vocational Education Programs | 4140 | | | | | | | | | 0 |
| 182. Total Nonprogrammed Charges | | | 0 | | | | | | | 0 |
| DEBT SERVICES (MR/SS) | 5000 | | | | | | | | | |
| Debt Services - Interest | 5100 | | | | | | | | | |
| 183. Tax Anticipation Warrants | 5110 | | | | | | | | | 0 |
| 184. Tax Anticipation Notes | 5120 | | | | | | | | | 0 |
| 185. Corporate Personal Prop. Repl. Tax Anticipation Notes | 5150 | | | | | | | | | 0 |
| 186. State Aid Anticipation Certificates | 5160 | | | | | | | | | 0 |
| 187. Other (Describe & Itemize) | 5190 | | | | | | | | | 0 |
| 188. Total Debt Services - Interest | | | | | | | 0 | | | 0 |
| 189. PROVISION FOR CONTINGENCIES (MR/SS) | 6000 | | | | | | | | | 0 |
| 190. Total Direct Disbursements/Expenditures (Total Lines 144, 178, 179, 182, 188 & 189) | | | 702,024 | | | | 0 | | | 702,024 |
| 191. Excess (Deficiency) of Receipts/Revenues Over Disbursements/Expenditures | | | | | | | | | | (3,895) |
| 60 - SITE & CONSTRUCTION/CAPITAL IMPROVEMENT (S&C/CI) | | | | | | | | | | |
| SUPPORT SERVICES (S&C/CI) | 2000 | | | | | | | | | |
| Support Services - Business | 2500 | | | | | | | | | |
| 192. Facilities Acquisition & Construction Services | 2530 | | | | | 1,223,689 | | | | 1,223,689 |
| 193. Other Support Services (Describe & Itemize) | 2900 | | | | | | | | | 0 |
| 194. Total Support Services | | 0 | 0 | 0 | 0 | 1,223,689 | 0 | | | 1,223,689 |
| NONPROGRAMMED CHARGES (S&C/CI) | 4000 | | | | | | | | | |
| Payments to Other Govt. Units (In-State) | 4100 | | | | | | | | | |
| 195. Payment for Special Education Programs | 4120 | | | | | | | | | 0 |
| 196. Payment for Vocational Education Programs | 4140 | | | | | | | | | 0 |
| 197. Other Payments to In-State Governmental Units (Describe & Itemize) | 4190 | | | | | | | | | 0 |
| 198. Total Payments to Other Govt. Units (In-State) | | | | | | | | 0 | | 0 |
| 199. Payments to Other Govt. Units (Out-of-State) | 4200 | | | | | | | | | 0 |
| 200. Total Nonprogrammed Charges (Total Lines 198 & 199) | | | | | | | | 0 | | 0 |
| 201. PROVISION FOR CONTINGENCIES (S&C/CI) | 6000 | | | | | | | | | 0 |
| 202. Total Direct Disbursements/Expenditures (Total of 194, 200, & 201) | | 0 | 0 | 0 | 0 | 1,223,689 | 0 | 0 | | 1,223,689 |

| Description | Funct # | (10) Salaries | (20) Employee Benefits | (30) Purchased Services | (40) Supplies & Materials | (50) Capital Outlay | (60) Other Objects | (70) Transfers | (80) Tuition | (90) Total |
|---|---------|---------------|------------------------|-------------------------|---------------------------|---------------------|--------------------|----------------|--------------|------------|
| 203. Excess (Deficiency) of Receipts/Revenues Over Disbursements/Expenditures | | | | | | | | | | (630,729) |

70 - WORKING CASH FUND (WC) (Transactions related to the Working Cash Fund must be reflected in the "Budget Summary" and "Summary of Cash Transactions " (Pages 2-4).

| 80 - RENT FUND (RT) | | | | | | | | | | |
|---|------|--|--|---|--|--|---|---|--|---|
| Debt Services (RT) | | | | | | | | | | |
| Debt Services - Interest 5000 | | | | | | | | | | |
| 204. Corporate Personal Prop. Repl. Tax Anticipation Notes | 5150 | | | | | | | | | 0 |
| 205. State Aid Anticipation Certificates | 5160 | | | | | | | | | 0 |
| 206. Debt Service - Other (Describe & Itemize) | 5900 | | | | | | | | | 0 |
| 207. Total Debt Services | | | | 0 | | | 0 | 0 | | 0 |
| 208. Total Direct Disbursements/Expenditures | | | | 0 | | | 0 | 0 | | 0 |
| 209. Excess (Deficiency) of Receipts/Revenues Over Disbursements/Expenditures | | | | | | | | | | 0 |

| 90 - FIRE PREVENTION & SAFETY FUND (FP&S) | | | | | | | | | | |
|---|------|---|---|---|---|---|---|---|--|---|
| SUPPORT SERVICES (FP&S) 2000 | | | | | | | | | | |
| Support Services - Business 2500 | | | | | | | | | | |
| 210. Facilities Acquisition & Construction Services | 2530 | | | | | | | | | 0 |
| 211. Operation & Maintenance of Plant Service | 2540 | | | | | | | | | 0 |
| 212. Total Support Services - Business | | 0 | 0 | 0 | 0 | 0 | 0 | 0 | | 0 |
| 213. Other Support Services (Describe & Itemize) | 2900 | | | | | | | | | 0 |
| 214. Total Support Services (Total Lines 212 & 213) | | 0 | 0 | 0 | 0 | 0 | 0 | 0 | | 0 |
| NONPROGRAMMED CHARGES (FP&S) 4000 | | | | | | | | | | |
| 215. Other Payments to In-State Govt. Units (Describe & Itemize) | 4190 | | | | | | | | | 0 |
| 216. Total Nonprogrammed Charges | | | | | | | | 0 | | 0 |
| DEBT SERVICES (FP&S) 5000 | | | | | | | | | | |
| Debt Services - Interest 5100 | | | | | | | | | | |
| 217. Tax Anticipation Warrants | 5110 | | | | | | | | | 0 |
| 218. Total Debt Services - Interest | | | | | | | 0 | | | 0 |
| 219. PROVISION FOR CONTINGENCIES (FP&S) 6000 | | | | | | | | | | |
| 220. Total Direct Disbursements/Expenditures (Total Lines 214, 216, 218 & 219) | | 0 | 0 | 0 | 0 | 0 | 0 | 0 | | 0 |
| 221. Excess (Deficiency) of Receipts/Revenues Over Disbursements/Expenditures | | | | | | | | | | 0 |

Reference Description

- 1 Each fund balance should correspond to the fund balance reflected on the books as of June 30th - Balance Sheet Accounts #703 and #704 (audit figures, if available).
- 2 GASB Statement No 24: Accounting and Financial Reporting for Certain Grants and Other Financial Assistance. The "On-Behalf Of" Payments should only be reflected on this page (Budget Summary, Lines 7 and 16).
- 3 Requires the secretary of the school board to notify the county clerk (within 30 days of the transfer approval) to abate an equal amount of taxes to be next extended. See Sec. 10-22.14 & 17-2.11.
- 4 Principal on Bonds Sold:
 - (1) Funding Bonds or Tort Immunity Bonds can be entered in the Ed., O & M or Transp. Funds only.
 - (2) Refunding Bonds can be entered in the B & I Fund only.
 - (3) Building Bonds can be entered in the Site & Construction Fund only.
 - (4) Fire Prevention and Safety can be entered in the Fire Prevention & Safety Fund only.
- 5 The proceeds from the sale of school sites, buildings, or other real estate shall be used first to pay the principal and interest on any outstanding bonds on the property being sold, and after all such bonds have been retired, the remaining proceeds from the sale next shall be used by the school board to meet any urgent district needs as determined under Sections 2-3.12 and 17-2.11 of the School Code. Once these issues have been addressed, any remaining proceeds may be used for any other authorized purpose and for deposit into any district fund.
- 6 The School Code, Section 10-22.44 prohibits the transfer of interest earned on the investment of "any funds for purposes of Illinois Municipal Retirement under the Pension Code." This prohibition does not include funds for Social Security and Medicare-only purposes.
- 7 Cash plus investments must be greater than or equal to zero.
- 8 For cash basis budgets, this total will equal the Budget Summary - Total Direct Receipts/Revenues (Line 6) and Other Financing Sources (Line 33).
- 9 For cash basis budgets, this total will equal the Budget Summary - Total Direct Disbursements/Expenditures (Line 15) and Other Financing Uses (Line 43).
- 10 Working Cash Fund loans may be made to any district fund for which taxes are levied (Section 20-6 of the School Code).
- 11 Include taxes for bonds sold that are in addition to those identified separately.
- 12 Educational Fund (10) - Computer Technology only.
- 13 Corporate personal property replacement tax revenue must be first applied to the Bond and Interest Fund (Bonds issued prior to Jan. 1, 1979) and then the Municipal Retirement/Social Security Fund to replace tax revenue lost due to the abolition of the corporate personal property tax (30 ILCS 115/12). This provision does not apply to taxes levied for Medicare-Only purposes.
- 14 Tuition Object 80: Only tuition payments made to private facilities. See Function 4100 for estimated public facility disbursements/expenditures.
- 15 Payment towards the retirement of lease/purchase agreements or bonded/other indebtedness (principal only) otherwise reported within the fund - e.g. alternate revenue bonds. (Describe & Itemize)

This page is provided for detailed itemizations as requested within the body of the Report.

1. 10-1999 Education Fund; \$3,500 in Miscellaneous Revenues
2. 10-3999 Education Fund, Other State Revenues; \$6,000
- 3.
- 4.

ILLINOIS STATE BOARD OF EDUCATION

School Business and Support Services Division

100 North First Street

Springfield, IL 62777-0001

Budget information is copied to this page. Insert Actual Expenditures from the last Fiscal Year to compute the percentage increase (decrease).

DO NOT SEND THE BUDGET WORKSHEET TO ISBE!

Note: This page is provided as a working copy only. The actual "Limitation of Administrative Cost Worksheet" is attached to the end of the Annual Financial Report (ISBE Form 50-35) and may be submitted in conjunction with the Annual Financial Report.

| LIMITATION OF ADMINISTRATIVE COSTS WORKSHEET | | | | | | | |
|--|-------------------|--|--|--------------|--|--|-------------------|
| (Section 17-1.5 of the School Code) | | | | | | | |
| | | Actual Expenditures, Fiscal Year 2005 | | | Budgeted Expenditures, Fiscal Year 2006 | | |
| Description | Funct. No. | (10) Educational | (20) Operations & Maintenance | Total | (10) Educational | (20) Operations & Maintenance | Total |
| 1. Executive Administration Services | 2320 | | | 0 | 589,300 | | 589,300 |
| 2. Special Area Administration Services | 2330 | | | 0 | 203,032 | | 203,032 |
| 3. Other Support Services - School Administration | 2490 | | | 0 | 0 | | 0 |
| 4. Direction of Business Support Services | 2510 | | | 0 | 0 | 0 | 0 |
| 5. Internal Services | 2570 | | | 0 | 215,380 | | 215,380 |
| 6. Direction of Central Support Services | 2610 | | | 0 | 0 | | 0 |
| 7. Deduct - Early Retirement or Other Pension Obligations Included Above | | | | 0 | | | 0 |
| 8. Totals | | 0 | 0 | 0 | 1,007,712 | 0 | 1,007,712 |
| 9. Percent Increase (Decrease) for FY2006 (Budgeted) over FY2005 (Actual) | | | | | | | Enter Budget Data |

School District Name: 0

School District Number: _____

Balancing Sheet

This worksheet checks various cells to assure that selected items are in balance.

Out-of-balance conditions are accompanied by an error message.

Errors should be corrected before the budget is finalized.

| Budget Item References | Message |
|--|---------|
| 1. Cover Page - CASH or GAAP | |
| Check Cash or GAAP Accounting Basis on the Cover sheet | OK |
| 2. Budget Summary: Other Sources (Acct 7000), Page 2 & 3, must equal Other Uses (Acct. 8000), Page 3. | |
| Permanent Transfer (Acct 7130), Page 2, Line 21, Funds (10 - 90) must equal Permanent Transfer (Acct. 8130) Page 3, Line 36, Funds (10-90). | |
| Permanent Transfer of Interest (Acct. 7140) Page 3, Line 22, Funds (10 - 90) must equal Permanent Transfer of Interest (Acct. 8140) Page 3, Line 37, Funds (10 - 90). | |
| Other Sources (Acct 7900) Page 3, Line 32, Funds (10 - 90) must equal Other Uses (Acct. 8190) Page 3, Line 42, Funds (10 - 90). | |
| 3. Summary of Cash Transaction: Estimated Balance on Hand July 1, 2005 (Acct. 101-5/180) Page 4, Line 1, Funds (10-90) Cannot be Negative | |
| Education Fund (10) | |
| Operations & Maintenance Fund (20) | |
| Bond & Interest Fund (30) | |
| Transportation Fund (40) | |
| Municiple Retirement/Social Security Fund (50) | |
| Site & Construction/Capital Improvement Fund (60) | |
| Working Cash Fund (70) | |
| Rent Fund (80) | |
| Fire Prevention & Safety Fund (90) | |
| 4. Summary of Cash Transaction: Estimated Balance on Hand June 30, 2006 (Acct. 101-5/180) Page 4, Line 25, Funds (10-90) Cannot Be Negative | |
| Educational Fund (10) | |
| Operations & Maintenance Fund Balance (20) | |
| Bond & Interest Fund (30) | |
| Transportation Fund (40) | |
| Municiple Retirement/Social Security Fund (50) | |
| Site & Construction/Capital Improvement Fund (60) | |
| Working Cash Fund (70) | |
| Rent Fund (80) | |
| Fire Prevention & Safety Fund (90) | |
| 5. Summary of Cash Transaction: Other Receipts, Page 4 must equal Other Disbursements, Page 4 | |
| Loans from Other Funds (Acct 430), Page 4, Line 3, Funds (10-90) must equal Loans to Other Funds (Acct 150), Page 4, Line 15, Funds (10-90) | |
| Loan Repayments from Other Funds (Acct 150), Page 4, Line 4, All Funds (10 - 90) must equal Loan Repayments to Other Funds Acct. 430, Page 4, Line 16, All Funds (10 - 90) | |

End of Balancing